

| Circuits | Dimensions (mm) |       |       |
|----------|-----------------|-------|-------|
|          | A               | B     | C     |
| 2        | 0.80            | 1.90  | 3.78  |
| 3        | 1.60            | 2.70  | 4.58  |
| 4        | 2.40            | 3.50  | 5.38  |
| 5        | 3.20            | 4.30  | 6.18  |
| 6        | 4.00            | 5.10  | 6.98  |
| 7        | 4.80            | 5.90  | 7.78  |
| 8        | 5.60            | 6.70  | 8.58  |
| 9        | 6.40            | 7.50  | 9.38  |
| 10       | 7.20            | 8.30  | 10.18 |
| 11       | 8.00            | 9.10  | 10.98 |
| 12       | 8.80            | 9.90  | 11.78 |
| 13       | 9.60            | 10.70 | 12.58 |
| 14       | 10.40           | 11.50 | 13.38 |
| 15       | 11.20           | 12.30 | 14.18 |
| 16       | 12.00           | 13.10 | 14.98 |

**Specifications:**

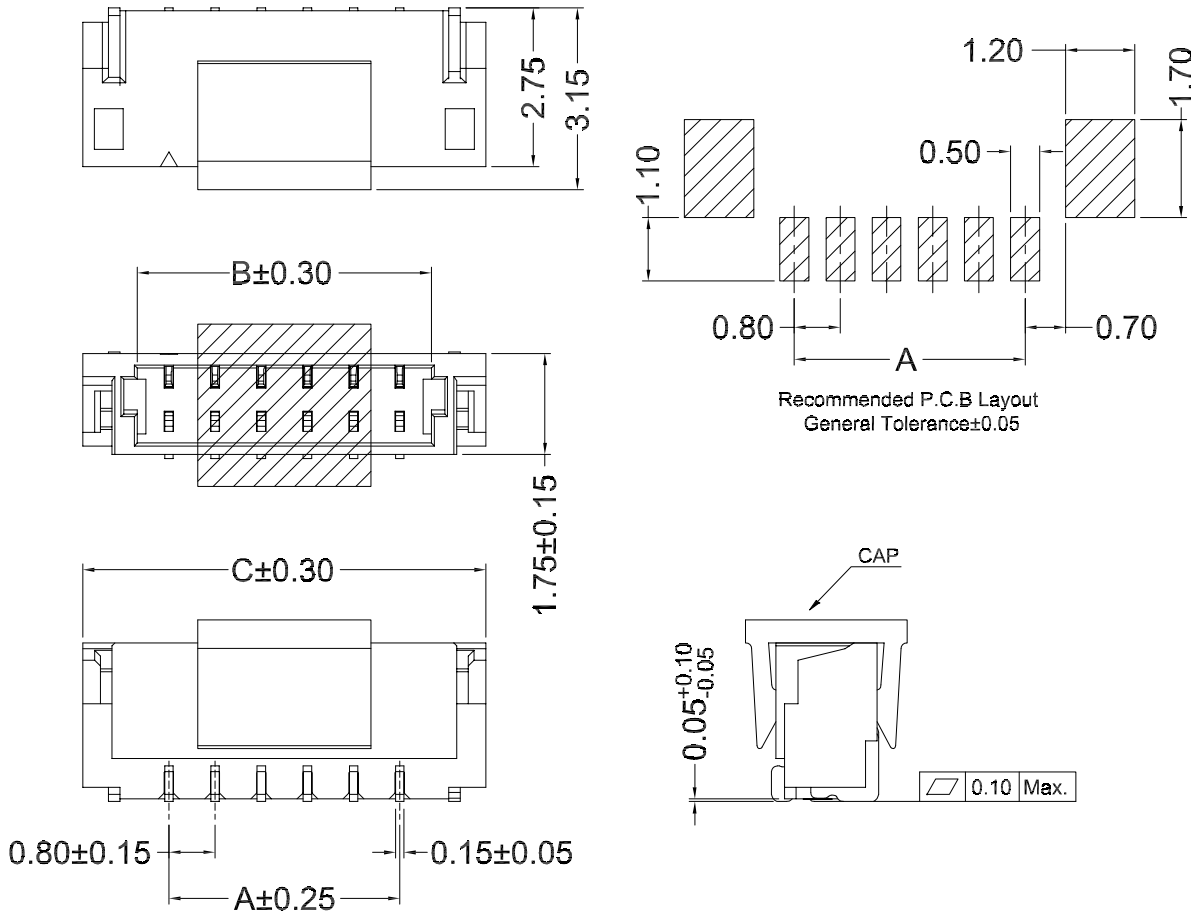
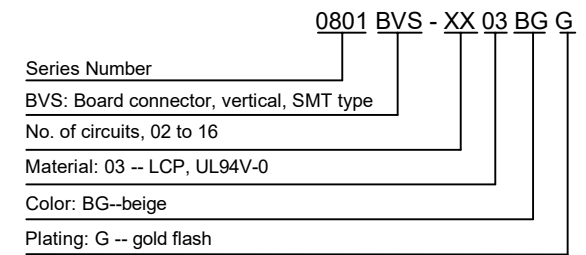
Current Rating: 0.5A AC/DC  
Voltage rating: 30V AC/DC  
Temperature range: -25°C to +85°C  
Contact resistance: 20mΩ max.  
Insulation resistance: 100MΩ min.  
Withstand voltage: 200V AC/minute  
Package: tap & reel

**Material:**

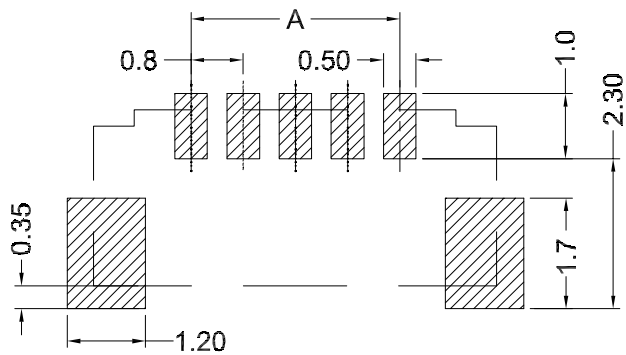
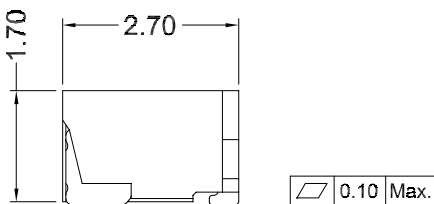
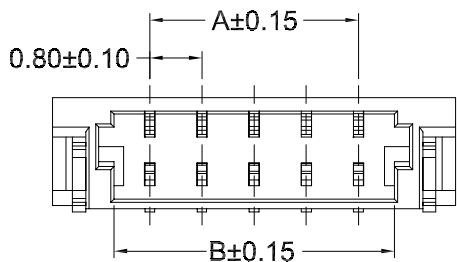
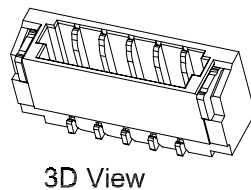

Housing: LCP, UL94V-0, beige  
PIN: phosphor bronze  
Solder tab: phosphor bronze

Mates with: 0801W (wire connector, female, single row)

**Part Number Information:**



|      |         |        |             |      |      |      | General Tolerance      | Zeakka Electronics |           |         |          | Document No.: ZK-0801BVS  |       |         |
|------|---------|--------|-------------|------|------|------|------------------------|--------------------|-----------|---------|----------|---|-------|---------|
|      |         |        |             |      |      |      | .X ±0.3                |                    |           |         |          | Title: HEADER, VERTICAL, SMT TYPE, SINGLE ROW, 0.8MM PITCH, TIN |       |         |
|      |         |        |             |      |      |      | .XX ±0.2               | APPR               | CH'K      | DRWN    | Date     | Dimensions  | Scale | Version |
| Date | Version | EC No. | Description | DRWN | CH'K | APPR | .XXX ±0.1              | Kai Lee            | Cris Wang | Jun Wei | 2020.8.7 | mm  | 1:1   | A       |
|      |         |        |             |      |      |      | THIRD ANGLE PROJECTION |                    |           |         |          |   |       |         |



Recommended P.C.B Layout  
General Tolerance±0.05

**Specifications:**

Current Rating: 0.5A AC/DC  
Voltage rating: 30V AC/DC  
Temperature range: -25°C to +85°C  
Contact resistance: 20mΩ max.  
Insulation resistance: 100MΩ min.  
Withstand voltage: 200V AC/minute  
Package: tap & reel

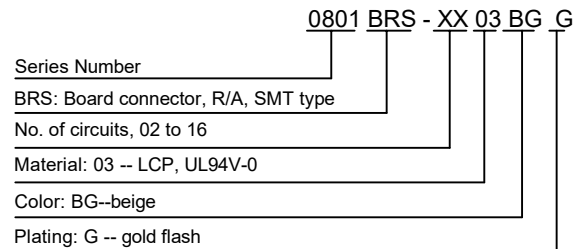
**Material:**

Housing: LCP, UL94V-0, beige  
PIN: phosphor bronze  
Solder tab: phosphor bronze

| Circuits | Dimensions (mm) |       |       |
|----------|-----------------|-------|-------|
|          | A               | B     | C     |
| 2        | 0.80            | 1.90  | 3.78  |
| 3        | 1.60            | 2.70  | 4.58  |
| 4        | 2.40            | 3.50  | 5.38  |
| 5        | 3.20            | 4.30  | 6.18  |
| 6        | 4.00            | 5.10  | 6.98  |
| 7        | 4.80            | 5.90  | 7.78  |
| 8        | 5.60            | 6.70  | 8.58  |
| 9        | 6.40            | 7.50  | 9.38  |
| 10       | 7.20            | 8.30  | 10.18 |
| 11       | 8.00            | 9.10  | 10.98 |
| 12       | 8.80            | 9.90  | 11.78 |
| 13       | 9.60            | 10.70 | 12.58 |
| 14       | 10.40           | 11.50 | 13.38 |
| 15       | 11.20           | 12.30 | 14.18 |
| 16       | 12.00           | 13.10 | 14.98 |

Mates with: 0801W (wire connector, female, single row)

**Part Number Information:**



|      |         |        |             |      |      |      | General Tolerance      | Zeakka Electronics |           |         |          | Document No.: ZK-0801BRS  |       |         |
|------|---------|--------|-------------|------|------|------|------------------------|--------------------|-----------|---------|----------|---|-------|---------|
|      |         |        |             |      |      |      | .X ±0.3                |                    |           |         |          | Title: HEADER, R/A, SMT TYPE, SINGLE ROW, 0.8MM PITCH, GOLD FLASH |       |         |
|      |         |        |             |      |      |      | .XX ±0.2               | APPR               | CH'K      | DRWN    | Date     | Dimensions  | Scale | Version |
| Date | Version | EC No. | Description | DRWN | CH'K | APPR | .XXX ±0.1              | Kai Lee            | Cris Wang | Jun Wei | 2020.8.7 | mm  | 1:1   | A       |
|      |         |        |             |      |      |      | THIRD ANGLE PROJECTION |                    |           |         |          |   |       |         |

| Circuits | Dimensions (mm) |       |       |
|----------|-----------------|-------|-------|
|          | A               | B     | C     |
| 2        | 0.80            | 1.80  | 2.40  |
| 3        | 1.60            | 2.60  | 3.20  |
| 4        | 2.40            | 3.40  | 4.00  |
| 5        | 3.20            | 4.20  | 4.80  |
| 6        | 4.00            | 5.00  | 5.60  |
| 7        | 4.80            | 5.80  | 6.40  |
| 8        | 5.60            | 6.60  | 7.20  |
| 9        | 6.40            | 7.40  | 8.00  |
| 10       | 7.20            | 8.20  | 8.80  |
| 11       | 8.00            | 9.00  | 9.60  |
| 12       | 8.80            | 9.80  | 10.40 |
| 13       | 9.60            | 10.60 | 11.20 |
| 14       | 10.40           | 11.40 | 12.00 |
| 15       | 11.20           | 12.20 | 12.80 |
| 16       | 12.00           | 13.00 | 13.60 |

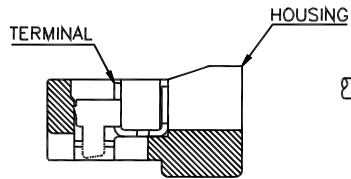
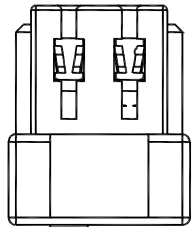
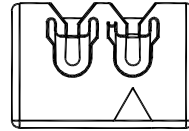
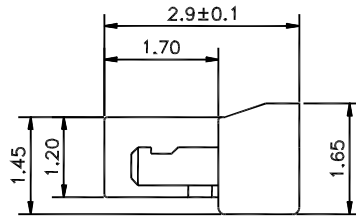
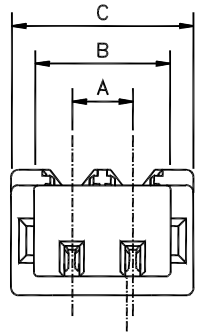
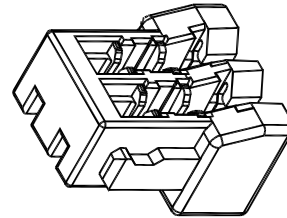
**Specifications:**

Current Rating: 0.5A AC/DC  
Voltage rating: 30V AC/DC  
Temperature range: -25°C to +85°C  
Contact resistance: 20mΩ max.  
Insulation resistance: 100MΩ min.  
Withstand voltage: 200V AC/minute

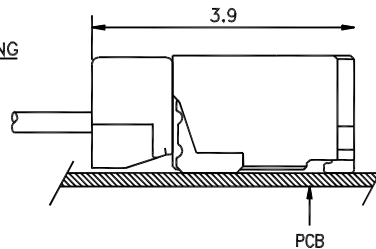
**Material:**

Housing: nylon 66, UL94V-0, beige

**Mates with:** 0801BVS (header, vertical, SMT type)  
0801BRS (header, R/A, SMT type)



SECTION A-A



MATED CONDITION

**Part Number Information:**

0801 W - XX 00 BG

Series Number: 0801  
WF: wire connector, female  
No. of circuits, 02 to 16  
Material: 00-- nylon 66, UL94V-0  
Color: BG -- beige

|      |         |        |             |      |      |      | General Tolerance      | Zeakka Electronics |           |         |          | Document No.: ZK-0801W                                    |       |         |
|------|---------|--------|-------------|------|------|------|------------------------|--------------------|-----------|---------|----------|---|-------|---------|
|      |         |        |             |      |      |      | .X ±0.3                |                    |           |         |          | Title: HOUSING, FEMALE, IDT TYPE, SINGLE ROW, 0.8MM PITCH |       |         |
|      |         |        |             |      |      |      | .XX ±0.2               | APPR               | CH'K      | DRWN    | Date     | Dimensions  | Scale | Version |
|      |         |        |             |      |      |      | .XXX ±0.1              | Kai Lee            | Cris Wang | Jun Wei | 2020.8.7 | mm  | 1:1   | A       |
| Date | Version | EC No. | Description | DRWN | CH'K | APPR | THIRD ANGLE PROJECTION |                    |           |         |          |   |       |         |
|      |         |        |             |      |      |      | ☉ ☐                    |                    |           |         |          |   |       |         |