

Circuits	Dimensions (mm)	
	A	B
4	4.20	8.40
6	8.40	19.20
8	12.60	23.40
10	16.80	27.60
12	21.00	31.80
14	25.20	36.00
16	29.40	40.20
18	33.60	44.40
20	37.80	48.60
22	42.00	52.80
24	46.20	57.00

Specifications:

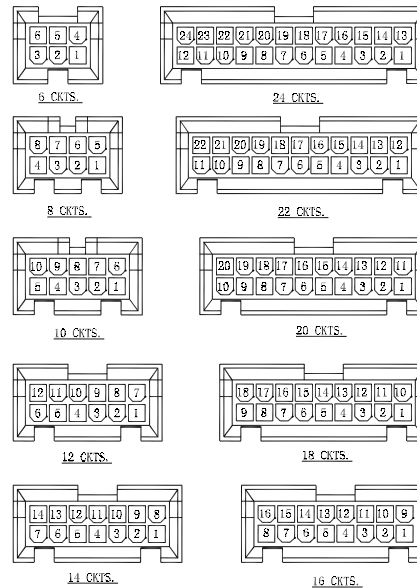
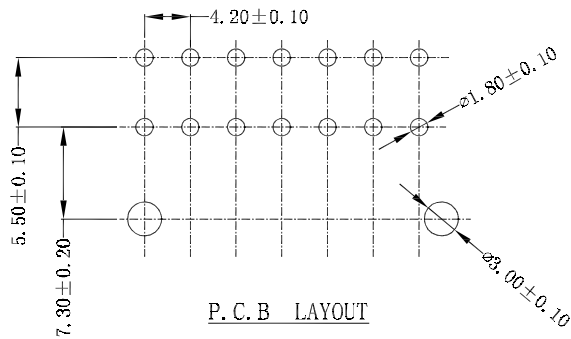
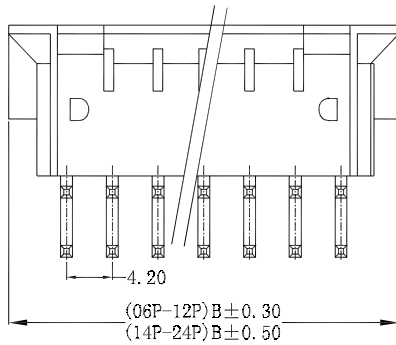
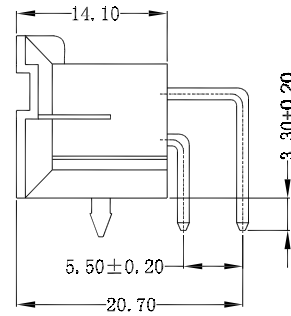
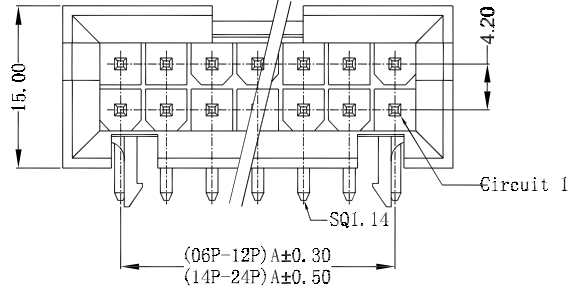
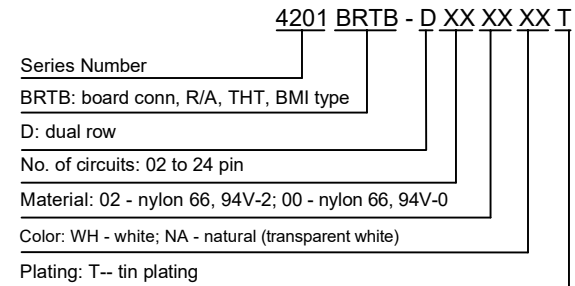
Current Rating: 9.0A AC/DC
Voltage rating: 600V AC/DC
Temperature range: -40°C to +105°C
Contact resistance: 10mΩ max.
Insulation resistance: 1000MΩ min.
Withstand voltage: 1500V AC/minute

Material:

Housing: nylon 66, UL94V-0/2, white / transparent white / black
PIN: brass

Mates with: 4201WF-D (wire connector, female, dual row)

Part Number Information:



						General Tolerance		Zeakka Electronics				Document No.: ZK-4201BRTB-D			
						.X ±0.3						Title: HEADER, R/A, THT TYPE, DUAL ROW, 4.2MM PITCH, TIN			
						.XX ±0.2		APPR	CH'K	DRWN	Date	Dimensions	Scale	Version	
Date	Version	EC No.	Description	DRWN	CH'K	APPR	.XXX ±0.1		Kai Lee	Cris Wang	Jun Wei	2020.8.8	mm	1:1	A
						THIRD ANGLE PROJECTION									